



Scottish Jewish Heritage Centre School Visit Menu



Contents:

How to book	2
Synagogue Discovery	3
Refugee stories	4
Immigration: Making a life in the Gorbals	6
Elevate your Visit	7
Photos & Feedback	8

How to book:

To book: Complete our booking form found [here](#) and return it to us at schools@sjhc.org.uk. If you have any questions or want to discuss anything, please get in touch via email or on 0141 332 4151.

Charges: We charge £50 per session, please see max number of pupils per session on our option pages.

Travel: We are part of the Scottish Government's Heritage Travel Subsidy for Schools Scheme. Schools can claim up to 75% of transport costs (up to £350) for each class session to the Scottish Jewish Heritage Centre. Bookings must be made prior to subsidy application. More information can be found [here](#).

Cancellations and amendments: Please let us know as far in advance as possible of any changes/cancellations. For cancellations we require at least 3 days notice. If cancelled with less than 3 days notice we will be unable to provide a refund and payment will still be expected.

Days available for school visits: Tuesday, Wednesday and Thursday

Food on site: As kosher food rules are in operation in the building, this affects the kinds of food that can be brought on site. More information is provided at the time of booking or we are happy to answer any questions

Please get in touch if you would like help to tailor your visit, or if you have any questions:

schools@sjhc.org.uk

0141 322 4151



SYNAGOGUE DISCOVERY



Discover Judaism: through our historic Victorian synagogue

Step inside Scotland's oldest purpose-built synagogue for an unforgettable journey into Jewish life. Try on religious dress, explore sacred spaces and symbols, discover the Torah's importance, investigate Jewish food laws in the kosher kitchen, and experience how Jewish beliefs and values are brought to life through festivals, Shabbat, and community practice!

During the visit students will:

- Gain an understanding of the beliefs, values, practices and traditions of Judaism through... (RME 1-04a):
 - **Trying on religious dress (optional)**
 - **Exploring the synagogue features and symbols**
 - **Examining the importance of the Torah**
 - **Investigating the kosher kitchen.**
- Develop understanding of key values of Judaism, explaining how they are put into action in Jewish people's lives and communities. For example, through festivals, observance of kosher food laws and observing Shabbat. (RME 1-05a)
- Develop their knowledge of Judaism and their awareness of the practice of Judaism in Scotland. (RME 1-04b)



Each visit includes a Q&A session to deepen understanding.

For primary pupils, we offer a fun art worksheet to help them connect with the space.

For secondary pupils, we delve into the operation of the synagogue, Jewish festivals, and the real-life application of Torah teachings—bringing Judaism vividly to life!

Suggested time: 1.5 Hours

Class size: Up to 35 pupils

Ages of students: Suitable for all ages

LEARNING KITS- REFUGEE STORIES



Find out about the real life experiences of a refugee from Nazi Europe who found a safe haven in Scotland. Using facsimile documents, photographs and personal testimonies from the Scottish Jewish Archives Centre, students learn about life under the Nazi regime, escape to Scotland, and the challenges of starting over.

Suggested time: 2 hours

Class size: Up to 32 pupils - half will have a shorter focussed tour of synagogue (see page 3) while half does refugee story and then swap

Ages of students: P6-S2

During the visit students will...

- Develop awareness that different types of evidence can help them to find out about the impact of WWII on Jewish refugees and their families (SOC 0-01a).
- Compare aspects of people's daily lives in the past with their own by using primary source material belonging to the individual who became a refugee in Scotland (SOC 1-04a).
- Assess the impact on Jewish people of the expansion of power and influence of the Nazi government by tracing the development of antisemitic laws. They will also empathise with the experiences of those involved by analysing the effects this had on the refugees (SOC 4-06b).

Students will complete a fact file worksheet about the refugee's life, to take back to school



Students can find out about one of three people - see next page for more info

LEARNING KITS- REFUGEE STORIES



All discuss antisemitism, persecution, democracy and the refugee experience.

Ernst Marchand lived in Germany with his mother Irene. He was 9 years old in May 1939 when he and Irene arrived in the UK on Irene's UK Government visa. Irene and Ernst came to Glasgow where Irene became the matron of the refugee hostel set up for boys next door to the synagogue.


Additional themes: Anti-Jewish laws and reconciliation

Hilda Goldwag lived in Austria with her widowed mother. A talented artist, she escaped to safety in April 1939, thanks to the Domestic Bureau in Scotland who secured her a UK visa. Living first in Edinburgh, Hilda later lived in a flat very close to Garnethill Synagogue.


Additional themes: Anschluss and journey to citizenship

Dorrit Oppenheim was just 7 years old when she left Germany on a Kindertransport in July 1939. Dorrit lived in Edinburgh with her adoptive parents and later married Andrew Sim and raised her family in Ayrshire. She wrote *In My Pocket*, an illustrated book for children that is based on her experience of the Kindertransport.

Additional themes: Kristallnacht and Kindertransport.



Dorrit



Ernst



Hilda

IMMIGRATION- MAKING A LIFE IN THE GORBALS



Explore where Scotland's Jews came from, their reasons for migration and what they did here. Includes a visit to the Synagogue followed by a learning kit based on primary source material and video testimonies from two second generation immigrants.

The visit is split into two parts...

Part 1: Tour of the Synagogue with focus on:

- How the building fits into Scotland's Jewish history.
- The religious rules that affect everyday life for Jewish people and may impact on community structures – living, eating, worship.
- The 3 waves of Jewish immigration: late 1700s-1870s, 1880 to early 1900s, 1930s to 1939.



Suggested time: 2 hours

Class size: Up to 35 pupils

Ages of students: S5-6 Higher History, aligns with Migration & Empire 1830-1930 topic.

Part 2: Learning kit using structured question sheet to take home. Pupils will:

- Increase their knowledge of the years 1880 up to the 1920s and interpret primary source material to present informed views on the Jewish immigrant experience. (SOC 3-01a)
- Be able to describe the push and pull factors that contributed to the largest wave of Jewish immigration to Scotland and can access the impact on their lives. (SOC 3-05a)
- Investigate how the Jewish community integrated and mixed with other groups and will analyse the impact of the Jewish community on Scottish culture, economy and society. (SOC 4-05c)

ELEVATE YOUR VISIT



We have a couple more options for secondary level if you wish to extend your visit. These allow more detailed research into the Holocaust period as well as increasing pupils research capabilities by using archival databases to discover Scotland's refugee histories.

1

Additional 20 minutes



Holocaust timeline display

Includes an illustrated timeline and panels with accompanying quiz showing events leading up to the Holocaust in Nazi Europe, how people responded in Scotland and how Jewish refugees found safety in Scotland in the 1930s and 1940s.

Hostel Boys Archive Research

Find out about the boys who stayed in the hostel on Hill street and what led them to Glasgow, by researching the archive database on our iPads, prompted by guided questions. Aligns well with the Ernst Refugee Story.


2

Additional 30 minutes



3

Additional 20 minutes



School Town Jewish History Discovery

Use our iPads and displays to search our databases to discover any Jewish history in your area. Research the area to see who you meet and the stories you find.



“We had looked at Judaism during the term and the features of a Synagogue. The visit aligned perfectly with the learning objectives we had been looking at. It brought it to life for the children and they achieved these benchmarks because of it.” (P4 class, Glasgow)

“Expectations met to a very high standard. Warm and friendly welcome! Activities were well thought out and planned. The quality of resources/material used was excellent. The session provided some great contextualisation for students and real life examples to use when completing exam type questions. Thanks for a great visit!” (Higher class, East Lothian)

“A fantastic excursion for the pupils. Well planned out and resources were of great quality. The team were excellent at prompting questions and thought from the pupils. Cannot thank you enough.” (Higher Class, South Lanarkshire)

“We had a lovely day and thoroughly enjoyed the tour. The trip was very informative and helped pupils to understand their learning, as they explored real examples of religious objects. Thank you very much for a fantastic trip.”
(P6 class, East Renfrewshire)

“Having not visited before or known anyone who had, I wasn't sure what to expect but volunteers and staff were wonderful, knowledgeable, and patient and kept the children involved and interested. [...] We went to the nearby park for lunch after which was great also. Highly recommended.” (P7 class, West Dunbartonshire)

PHOTOS & FEEDBACK

